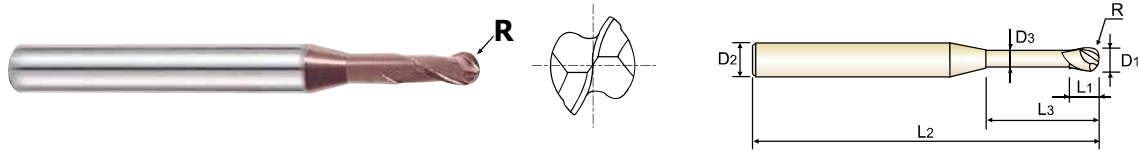


**CARBIDE, 2 FLUTE BALL NOSE for RIB PROCESSING**

- **VOLLHARTMETALL, 2 SCHNEIDEN STIRNRADIUS für SCHMALE RIPPEN**
- **Fraise carbure, 2 dents, hémisphérique pour usinage de rainure**
- **2 TAGLIENTI, SEMISFERICA, SCARICATA PER NERVATURE**

- ▶ Suitable for dry milling applications at high temperatures.
- ▶ Excellent high-performance end mills.
- ▶ Designed for milling of radius bottom slots, fillets and special contours.

- ▶ Für die Trockenbearbeitung.
- ▶ Hervorragendes Preis - Leistungsverhältnis.
- ▶ Bestimmt für das Fräsen von Nuten mit konvexem Grund, Sonderprofilen und zum Kopieren.



CARBIDE 2 30° R ±0.02 DIN 6535HA P.598 ~ P.599

Unit : mm

EDP No.	Radius of Ball Nose	Mill Diameter	Shank Diameter	Length of Cut	Length Below Shank	Overall Length	Neck Diameter
	R (±0.02)	D1	D2	L1	L3	D3	D3
G9B81004	R0.2	0.4	4	0.7	2	50	0.37
G9B81005	R0.25	0.5	4	0.75	2	50	0.45
G9B81901	R0.25	0.5	4	0.75	4	50	0.45
G9B81902	R0.25	0.5	4	0.75	6	50	0.45
G9B81006	R0.3	0.6	4	0.9	2	50	0.55
G9B81903	R0.3	0.6	4	0.9	4	50	0.55
G9B81904	R0.3	0.6	4	0.9	6	50	0.55
G9B81008	R0.4	0.8	4	1.2	4	50	0.75
G9B81905	R0.4	0.8	4	1.2	6	50	0.75
G9B81906	R0.4	0.8	4	1.2	8	50	0.75
G9B81010	R0.5	1.0	4	1.5	6	50	0.95
G9B81907	R0.5	1.0	4	1.5	8	50	0.95
G9B81908	R0.5	1.0	4	1.5	10	50	0.95
G9B81909	R0.5	1.0	4	1.5	12	50	0.95
G9B81012	R0.6	1.2	4	1.8	8	50	1.15
G9B81910	R0.6	1.2	4	1.8	12	50	1.15
G9B81014	R0.7	1.4	4	2.1	16	50	1.35
G9B81015	R0.75	1.5	4	2.3	6	50	1.45
G9B81911	R0.75	1.5	4	2.3	8	50	1.45
G9B81912	R0.75	1.5	4	2.3	10	50	1.45
G9B81913	R0.75	1.5	4	2.3	12	50	1.45
G9B81914	R0.75	1.5	4	2.3	16	50	1.45
G9B81915	R0.75	1.5	4	2.3	20	50	1.45
G9B81016	R0.8	1.6	4	2.4	8	50	1.55

▶ NEXT PAGE

Mill Dia. Tolerance(mm)	Shank Dia. Tolerance
0 ~ - 0.03	h5

◎ : Excellent ○ : Good

ISO Material Description	P											M				K					
	Non-alloy steel					Low alloy steel				High alloyed steel, and tool steel		Stainless steel				Grey cast iron		Nodular cast iron		Malleable cast iron	
VDI 3323	1	2	3	4	5	6	7	8	9	10	11	12	13	14	15	16	17	18	19	20	
HRc		13	25	28	32	10	29	32	38	15	35	15	23	10	10	26	3	25		21	
HB	125	190	250	270	300	180	275	300	350	200	325	200	240	180	180	260	160	250	130	230	
Recommend	◎	◎	◎	◎	◎	◎	◎	◎	◎	◎	◎	○	○	○	○	○	○	○	○	○	
ISO Material Description	N										S							H			
	Aluminum-wrought alloy		Aluminum-cast, alloyed			Copper and Copper Alloys (Bronze / Brass)			Non Metallic Materials		Heat Resistant Super Alloys					Titanium Alloys		Hardened steel	Chilled Cast Iron	Hardened Cast Iron	
VDI 3323	21	22	23	24	25	26	27	28	29	30	31	32	33	34	35	36	37	38	39	40	41
HRc											15	30	25	38	34			55	60	42	55
HB	60	100	75	90	130	110	90	100			200	280	250	350	320	400 Rm	1050 Rm	550	630	400	550
Recommend	○	○	○	○	○	○	○	○													

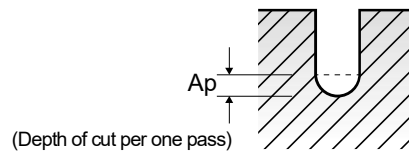
**G9B81** SERIES **2 FLUTE BALL NOSE**

Vc = m/min.  
fz = mm/tooth  
RPM = rev./min.  
FEED = mm/min.  
Ap = mm

ISO	VDI 3323	Material Description	Parameter	Mill Diameter (Ø)				
				0.4	0.5	0.6	0.8	1.0
<b>P</b>	1-4	Non-alloy steel	Vc	33~43	41~53	50~64	66~85	77~97
			fz	0.003~0.006	0.003~0.006	0.004~0.008	0.004~0.008	0.004~0.010
			RPM	26350~34000	26350~34000	26350~34000	26350~34000	24650~31000
			FEED	150~415	150~415	190~535	190~535	210~595
			Ap	0.018~0.036	0.023~0.045	0.027~0.054	0.036~0.072	0.045~0.090
			Vc	24~30	30~38	36~46	48~61	55~69
	5	Non-alloy steel	fz	0.002~0.005	0.002~0.005	0.002~0.006	0.002~0.006	0.003~0.007
			RPM	19100~24200	19100~24200	19100~24200	19100~24200	17400~22100
			FEED	75~230	75~230	95~300	95~300	105~330
			Ap	0.018~0.036	0.023~0.045	0.027~0.054	0.036~0.072	0.045~0.090
			Vc	33~43	41~53	50~64	66~85	77~97
			fz	0.003~0.006	0.003~0.006	0.004~0.008	0.004~0.008	0.004~0.010
	6-7	Low alloy steel	RPM	26350~34000	26350~34000	26350~34000	26350~34000	24650~31000
			FEED	150~415	150~415	190~535	190~535	210~595
			Ap	0.018~0.036	0.023~0.045	0.027~0.054	0.036~0.072	0.045~0.090
			Vc	24~30	30~38	36~46	48~61	55~69
			fz	0.002~0.005	0.002~0.005	0.002~0.006	0.002~0.006	0.003~0.007
			RPM	19100~24200	19100~24200	19100~24200	19100~24200	17400~22100
8-9	Low alloy steel	FEED	75~230	75~230	95~300	95~300	105~330	
		Ap	0.018~0.036	0.023~0.045	0.027~0.054	0.036~0.072	0.045~0.090	
		Vc	33~43	41~53	50~64	66~85	77~97	
		fz	0.003~0.006	0.003~0.006	0.004~0.008	0.004~0.008	0.004~0.010	
		RPM	26350~34000	26350~34000	26350~34000	26350~34000	24650~31000	
		FEED	150~415	150~415	190~535	190~535	210~595	
10	High alloyed steel, and tool steel	Ap	0.018~0.036	0.023~0.045	0.027~0.054	0.036~0.072	0.045~0.090	
		Vc	24~30	30~38	36~46	48~61	55~69	
		fz	0.002~0.005	0.002~0.005	0.002~0.006	0.002~0.006	0.003~0.007	
		RPM	19100~24200	19100~24200	19100~24200	19100~24200	17400~22100	
		FEED	75~230	75~230	95~300	95~300	105~330	
		Ap	0.018~0.036	0.023~0.045	0.027~0.054	0.036~0.072	0.045~0.090	
11.1 - 11.2	High alloyed steel, and tool steel	Vc	33~43	41~53	50~64	66~85	77~97	
		fz	0.003~0.006	0.003~0.006	0.004~0.008	0.004~0.008	0.004~0.010	

※ The FEED, in long & extra long types, should be reduced by around 50%

▶ NEXT PAGE

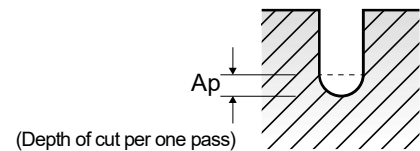


**G9B81 SERIES 2 FLUTE BALL NOSE**

Vc = m/min.  
fz = mm/tooth  
RPM = rev./min.  
FEED = mm/min.  
Ap = mm

VDI 3323	Parameter	Mill Diameter (Ø)							
		1.2	1.4	1.5	1.6	1.8	2.0	3.0	4.0
1-4	Vc	77~98	79~97	75~97	78~101	82~103	82~101	85~104	90~117
	fz	0.005~0.013	0.006~0.015	0.007~0.016	0.007~0.017	0.007~0.018	0.008~0.021	0.012~0.030	0.015~0.036
	RPM	20500~26000	18000~22000	16000~20500	15500~20000	14500~18200	13000~16000	9000~11000	7200~9350
	FEED	210~665	210~665	210~665	210~665	210~665	210~665	210~665	210~665
5	Ap	0.055~0.100	0.062~0.125	0.070~0.135	0.075~0.145	0.080~0.160	0.090~0.180	0.135~0.270	0.180~0.360
	Vc	55~69	56~67	54~70	56~70	58~72	59~72	57~108	63~83
	fz	0.004~0.009	0.004~0.011	0.005~0.011	0.005~0.012	0.005~0.013	0.006~0.014	0.009~0.014	0.011~0.025
	RPM	14500~18300	12800~15300	11500~14900	11200~14000	10200~12800	9400~11500	6000~11500	5000~6600
6-7	FEED	105~330	105~330	105~330	105~330	105~330	105~330	105~330	105~330
	Ap	0.055~0.100	0.062~0.125	0.070~0.135	0.075~0.145	0.080~0.160	0.090~0.180	0.135~0.270	0.180~0.360
	Vc	77~98	79~97	75~97	78~101	82~103	82~101	85~104	90~117
	fz	0.005~0.013	0.006~0.015	0.007~0.016	0.007~0.017	0.007~0.018	0.008~0.021	0.012~0.030	0.015~0.036
8-9	RPM	20500~26000	18000~22000	16000~20500	15500~20000	14500~18200	13000~16000	9000~11000	7200~9350
	FEED	210~665	210~665	210~665	210~665	210~665	210~665	210~665	210~665
	Ap	0.055~0.100	0.062~0.125	0.070~0.135	0.075~0.145	0.080~0.160	0.090~0.180	0.135~0.270	0.180~0.360
	Vc	55~69	56~67	54~70	56~70	58~72	59~72	57~108	63~83
10	fz	0.004~0.009	0.004~0.011	0.005~0.011	0.005~0.012	0.005~0.013	0.006~0.014	0.009~0.014	0.011~0.025
	RPM	14500~18300	12800~15300	11500~14900	11200~14000	10200~12800	9400~11500	6000~11500	5000~6600
	FEED	105~330	105~330	105~330	105~330	105~330	105~330	105~330	105~330
	Ap	0.055~0.100	0.062~0.125	0.070~0.135	0.075~0.145	0.080~0.160	0.090~0.180	0.135~0.270	0.180~0.360
11.1 - 11.2	Vc	77~98	79~97	75~97	78~101	82~103	82~101	85~104	90~117
	fz	0.005~0.013	0.006~0.015	0.007~0.016	0.007~0.017	0.007~0.018	0.008~0.021	0.012~0.030	0.015~0.036
	RPM	20500~26000	18000~22000	16000~20500	15500~20000	14500~18200	13000~16000	9000~11000	7200~9350
	FEED	210~665	210~665	210~665	210~665	210~665	210~665	210~665	210~665
	Ap	0.055~0.100	0.062~0.125	0.070~0.135	0.075~0.145	0.080~0.160	0.090~0.180	0.135~0.270	0.180~0.360
	Vc	55~69	56~67	54~70	56~70	58~72	59~72	57~108	63~83
	fz	0.004~0.009	0.004~0.011	0.005~0.011	0.005~0.012	0.005~0.013	0.006~0.014	0.009~0.014	0.011~0.025
	RPM	14500~18300	12800~15300	11500~14900	11200~14000	10200~12800	9400~11500	6000~11500	5000~6600
	FEED	105~330	105~330	105~330	105~330	105~330	105~330	105~330	105~330
	Ap	0.055~0.100	0.062~0.125	0.070~0.135	0.075~0.145	0.080~0.160	0.090~0.180	0.135~0.270	0.180~0.360

※ The FEED, in long & extra long types, should be reduced by around 50%



HSS

CBN END MILLS

i-Xmill END MILLS

i-SMART MODULAR END MILLS

X5070 END MILLS

4G MILL END MILLS

X-POWER PRO END MILLS

TitaNox-POWER END MILLS

JET-POWER END MILLS

V7 PLUS END MILLS

ALU-POWER HPC END MILLS

ALU-POWER END MILLS

D-POWER GRAPHITE END MILLS

D-POWER CFRP END MILLS

ROUTERS

CRX S END MILLS

K-2 END MILLS

ONLY ONE COATED PM60 END MILLS

TANK-POWER END MILLS

GENERAL HSS END MILLS

MILLING CUTTERS

TECHNICAL DATA